
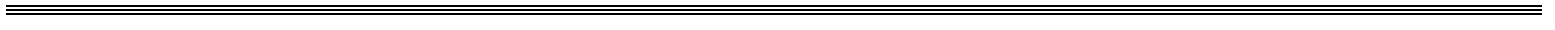


ANNUAL REPORT

2006-2007



8401 Vine
Allen Park, Michigan 48101
(313) 827-2200
fax (313) 827-2251
middleschool@apps.k12.mi.us



VISION STATEMENT

The mission of Allen Park Middle School is to provide our students with a supportive environment that promotes excellence in learning.

ACCREDITATION

Allen Park Middle School received full accreditation for the 2006-2007 school year. Allen Park Middle School completed its second year in Performance Accreditation.

CORE CURRICULUM

The goal of the core curriculum is to establish a very strong foundation of skills and knowledge that are necessary to the development of a well-rounded individual and consistent with the National Education Goals 2000. The core curriculum at Allen Park Middle School incorporates the goals and objectives of the State of Michigan Curriculum Framework. It provides learning experiences in all areas of English (reading, writing, speaking, listening), Mathematics, Science, Social Studies, Physical Education, Art, Industrial Technology, Instrumental Music, Computer Education, Personal Living Skills (Healthy Living, Respect and Responsibility), and World Languages (French and Spanish).

RETENTION/DROP OUT

The retention rate is the percentage of students who are promoted to the next grade. In the 2006-2007 school year, 99% of the 916 students were recommended for promotion to the next grade level. The 1% of those students recommended for retention included 73% male and 27% female.

SCHOOL IMPROVEMENT

The Allen Park Middle School has started its second year for Performance Accreditation and has completed a community profile and is in the process of identifying goals as they continue in a six year cycle.

- To continue improving student's reading comprehension skills.
- To improve and expand student vocabulary in all areas of social studies.
- To introduce and learn mathematics vocabulary that is required to understand and apply the concepts of how to solve a specific type of problem.
- To continue to develop student science portfolio's that reflect activities aligned to the Michigan Science Standards and Benchmarks.
- All students will complete an annual administered standardized exit test for the purpose of assessing increases in achievement toward yearly measurable school improvement goals (NCA) and Michigan Educational Assessment Program (MEAP) for social studies, science, math and English.

PARENT PARTICIPATION

Parent participation is an integral part of the success at Allen Park Middle School. Our "parent involvement" included chaperoning school activities, attending "Meet the Teacher Night", and participating in monthly committee and monthly principal meetings. Following is the number of parents who attended Parent/Teacher conferences for their son/daughter.

School Year	Fall	Spring	Student Enrollment
2004-2005	1966	834	849
2005-2006	1874	1098	900
2006-2007	1867	822	916

EXTRACURRICULAR ACTIVITIES

National Junior Honor Society
Student Council
MathCounts
Booster Club
PTSA
Football
Coed Soccer
7th grade Girls Basketball
8th grade Girls Basketball
7th grade Boys Basketball
8th grade Boys Basketball
7th grade Girls Volleyball
8th grade Girls Volleyball
Swimming
Wrestling
Softball
Baseball
Track
Cheerleading
Cross Country
Lego Robotics
Homework Station
Ski Club
Choir
Knitting Club
Relay for Life
Art Club
Broadcast Club
Yugioh Club

PTSA CONTRIBUTIONS

Fundraisers
Support Monthly Newsletter
Awarded Scholarships
Legislative Updates
Spring Break Event
Refreshments
Supporting Honors Night
Staff Breakfast
Volunteers
Reflections Program
Program Assemblies
Purchased Student Planners



POINTS OF PRIDE

- Awarded Accreditation by the North Central Association.
- 421 students were recognized at the 28th Annual Honors Night.
- Students awarded for their essay entries into the VFW Patriotic and Law Day Essay Contests.
- Hosted the Downriver Robot Rescue Competition with fifteen cities competing.
- Sponsorship of three Lego Robotic Student Teams with one advancing to State Competition.
- Lego Robotic Team won the Spirit Award at Regional Competition with their mentor winning the Michigan State Young Adult Mentor Award at the State Level.
- Participants of the MathCounts Program.
- Conducted a career pathways day for eighth grade students.
- More than 1500 community service points earned by National Junior Honor Society students.
- Student Council's participation in the annual "United We Walk" activity in Bloomfield, MI.
- Technology training for teachers throughout the school year.
- Letter writing campaign for members of our Armed Forces.
- Student Peer Mediation Program
- Sponsored a Broadcast Club to enrich student technological skills.
- Students raised over \$7,000.00 for "Relay for Life".
- National Junior Honor Society decorated doorways for Reading Month.
- The National Junior Honor Society participated in several charitable events raising over \$1000.00.
- Students along with the PTSA sponsored a Blanket Drive through the American Red Cross.
- Sponsored a school wide Spelling Bee.
- Students performed in a Talent Show.
- Successful performances in Band and Choir.
- 81 8th graders and 22 parents attended the Washington DC Trip.
- 424 students participated in athletics.

OUR TEACHING STAFF

Elizabeth Anderson
Bruce Andrews
Catherine Avis
Jane Beier
David Bogataj
Paul Brohl
Mary Ellen Case
Denise Church
Colleen Churchill
Patrick Coll
Patricia Curnell
Robert Curry
Roger Dietrich
Robert Draper
Kathryn Ebaugh
Tracy Fallu
Karen Feldt
Julianne Ford
Kristin Gladd
Lynn Gonzalez
Paul Grix
Debra Hoffman
Laurie Hofman
Cynthia Hodnicki
Caroline Kelly
Kristine Kinsey
Kimberly Lappin
Maureen Martin
Jeffrey Navoy
Richard Oakley
Lisa Radakovich
Joseph Rama
Jeffrey Rubley
Bridget Schroeder
Christine Seasock
Phillip Seasock
Kateri Simonds
Marilee Soncrant
Suzanne Speakman
Maria Stasiw
Barbara Stark
Monica VanTuyle
Priscilla Zenn

NO CHILD LEFT BEHIND/STATE OF MICHIGAN EDUCATION YES!

Adequate Yearly Progress (AYP) is one of the cornerstones of the federal legislation No Child Left Behind (NCLB) Act. In Michigan, it's a measure of year-to-year student achievement on the Michigan Education Assessment Program (MEAP) test. According to NCLB, Michigan and other states must develop starting goals for AYP and continue to "raise the bar" in gradual increments so that 100% of the students are proficient on state assessments by the 2013-2014 school year. This year, the goal has been set for all students in a middle school to reach the proficiency on the MEAP tests of English language arts and mathematics. In addition, a school must assess at least 95% of the students enrolled.

Enrolled 8 th graders	277 students of 277 were tested
Enrolled 7 th graders	319 students of 319 were tested
Enrolled 6 th graders	320 students of 320 were tested

During the Fall 2006 MEAP testing, the Allen Park Middle School met Adequate Yearly Progress.

NCLB required that by the end of the 2005 – 2006, all teaching staff be "highly qualified" in the areas they are teaching. Currently 100% of the teachers at the Allen Park Middle School are "highly qualified" under the definitions of NCLB.

The average attendance rate at Allen Park Middle School was 97.44% for the 2006-2007 school year.

Under the State of Michigan's Education YES! Program, schools will now receive a letter grade of A, B, C, D- Alert, or Unaccredited. This overall composite grade is based on letter grades in the following areas: MEAP achievement status, MEAP achievement change, MEAP achievement growth, indicators of engagement, indicators of instructional quality and indicators of learning opportunities. The Allen Park Middle School received a composite letter grade of "B" for the 2006-2007 school year.

STUDENT ACHIEVEMENT

MICHIGAN EDUCATIONAL ASSESSMENT PROGRAM

The following report reflects the results on the Michigan Educational Assessment Program for students at Allen Park Middle School compared to their peers within the State of Michigan. These results comprise the various grade levels testing within the two previous school years, 2005-2006 and 2006-2007. The report indicates the percentage of students meeting the criteria within four levels of performance. These levels are:

- Level 1: Exceeds Michigan Standards
- Level 2: Met Michigan Standards
- Level 3: Basic Understanding
- Level 4: Apprentice

English Language Arts – 6th grade

Level	State 05-06	APMS 05-06	State 06-07	APMS 06-07	State Males 05-06	APMS Males 05-06	State Males 06-07	APMS Males 06-07	State Females 05-06	APMS Females 05-06	State Females 06-07	APMS Females 06-07	State White 05-06	APMS White 05-06	State White 06-07	APMS White 06-07
1	10	12	15	12	7	9	12	9	12	15	18	16	12	12	18	12
2	64	71	63	72	60	76	62	70	67	67	64	75	68	71	66	73
3	21	15	18	12	25	12	20	15	18	18	15	8	17	15	13	10
4	6	2	4	4	8	3	6	6	183	0	3	1	3	1	3	4
Tested	123,444	301	120,773	271	63,131	145	61,655	152	360,313	156	59,118	119	87,161	280	86,036	241

Reading – 6th grade

Level	State 05-06	APMS 05-06	State 06-07	APMS 06-07	State Males 05-06	APMS Males 05-06	State Males 06-07	APMS Males 06-07	State Females 05-06	APMS Females 05-06	State Females 06-07	APMS Females 06-07	State White 05-06	APMS White 05-06	State White 06-07	APMS White 06-07
1	23	24	33	33	19	23	30	29	26	24	37	38	27	24	39	34
2	57	62	50	54	56	63	51	55	58	60	49	54	58	62	49	54
3	14	13	11	7	16	12	12	7	12	14	9	6	10	13	8	7
4	6	2	6	6	8	1	8	9	4	2	4	3	4	2	4	6
Tested	123,850	301	121,117	272	63,396	145	61,881	152	60,454	156	59,236	120	87,279	280	86,160	242

Writing – 6th grade

Level	State 05-06	APMS 05-06	State 06-07	APMS 06-07	State Males 05-06	APMS Males 05-06	State Male 06-07	APMS Male 06-07	State Females 05-06	APMS Females 05-06	State Females 06-07	APMS Females 06-07	State White 05-06	APMS White 05-06	State White 06-07	APMS White 06-07
1	3	6	4	4	2	3	2	2	5	8	6	7	4	6	5	4
2	60	73	70	75	54	73	67	66	66	73	74	85	64	73	74	77
3	33	20	19	18	38	21	22	27	27	18	16	8	29	20	17	16
4	4	2	7	3	6	3	9	5	2	1	4	1	3	1	5	3
Tested	123,543	301	120,808	271	63,199	145	61,675	152	60,344	156	59,133	119	87,207	280	86,047	241

Mathematics – 6th grade

Level	State 05-06	APMS 05-06	State 06-07	APMS 06-07	State Males 05-06	APMS Males 05-06	State Males 06-07	APMS Males 06-07	State Females 05-06	APMS Females 05-06	State Females 06-07	APMS Females 06-07	State White 05-06	APMS White 05-06	State White 06-07	APMS White 06-07
1	29	24	34	26	30	27	35	26	28	21	33	26	35	24	41	27
2	36	43	35	43	35	45	34	44	38	42	36	43	39	43	36	44
3	25	27	23	24	24	21	23	22	25	31	24	27	20	26	18	23
4	10	6	8	7	12	7	8	8	9	6	7	4	6	6	5	6
Tested	124,297	301	121,506	274	63,681	145	62,213	154	60	156	59,293	121	87,517	280	86,396	244

Social Studies – 6th grade

Level	State 05-06	APMS 05-06	State 06-07	APMS 06-07	State Males 05-06	APMS Males 05-06	State Males 06-07	APMS Males 06-07	State Females 05-06	APMS Females 05-06	State Females 06-07	APMS Females 06-07	State White 05-06	APMS White 05-06	State White 06-07	APMS White 06-07
1	50	49	40	46	50	54	41	47	50	45	39	45	59	51	48	49
2	28	28	34	35	27	26	33	32	30	30	37	39	26	28	35	35
3	13	13	16	12	13	10	16	12	13	15	17	13	9	12	12	11
4	9	10	9	6	11	10	10	8	7	10	8	3	5	10	5	5
Tested	124,288	300	121,599	274	63,694	145	62,261	154	60,594	155	59,338	120	87,613	279	86,545	244

English Language Arts – 7th grade

Level	State 05-06	APMS 05-06	State 06-07	APMS 06-07	State Males 05-06	APMS Males 05-06	State Males 06-07	APMS Males 06-07	State Females 05-06	APMS Females 05-06	State Females 06-07	APMS Females 06-07	State White 05-06	APMS White 05-06	State White 06-07	APMS White 06-07
1	7	4	9	8	5	4	7	7	9	5	12	10	8	4	11	9
2	66	73	66	72	62	67	64	70	70	81	69	75	71	73	71	73
3	19	19	17	14	22	25	19	15	16	13	14	13	15	19	13	13
4	8	3	7	5	11	4	10	15	5	2	5	2	5	3	5	5
Tested	128,074	316	124,039	318	65,294	162	63,584	152	62,780	154	60,455	166	91,037	285	88,123	291

Reading – 7th grade

Level	State 05-06	APMS 05-06	State 06-07	APMS 06-07	State Males 05-06	APMS Males 05-06	State Males 06-07	APMS Males 06-07	State Females 05-06	APMS Females 05-06	State Females 06-07	APMS Females 06-07	State White 05-06	APMS White 05-06	State White 06-07	APMS White 06-07
1	18	16	26	28	15	13	22	32	20	19	29	25	21	16	30	29
2	58	68	54	56	56	67	53	50	61	69	55	61	61	68	55	55
3	14	11	10	9	15	13	11	10	12	10	9	9	11	11	8	10
4	11	4	10	7	14	7	13	9	7	2	7	5	7	4	7	6
Tested	128,517	316	124,474	318	65,607	167	63,854	152	62,910	154	60,620	166	91,150	285	88,249	291

Writing – 7th grade

Level	State 05-06	APMS 05-06	State 06-07	APMS 06-07	State Males 05-06	APMS Males 05-06	State Males 05-06	APMS Males 06-07	State Females 05-06	APMS Females 05-06	State Females 06-07	APMS Females 06-07	State White 05-06	APMS White 05-06	State White 06-07	APMS White 06-07
1	3	2	2	1	2	2	1	1	4	3	3	1	3	2	2	1
2	64	62	64	68	58	54	57	57	70	69	71	77	69	62	69	70
3	28	34	24	25	34	41	29	34	23	26	20	17	24	33	22	23
4	5	3	10	7	7	3	14	8	3	2	6	5	3	2	7	6
Tested	128,127	316	124,098	318	65,327	162	63,623	152	62,800	154	60,475	166	91,060	285	88,140	291

Mathematics – 7th grade

Level	State 05-06	APMS 05-06	State 06-07	APMS 06-07	State Males 05-06	APMS Males 05-06	State Males 06-07	APMS Males 06-07	State Females 05-06	APMS Females 05-06	State Females 06-07	APMS Females 06-07	State White 05-06	APMS White 05-06	State White 06-07	APMS White 06-07
1	27	23	34	37	28	23	35	42	26	24	33	33	33	24	41	38
2	33	48	30	37	32	49	29	36	34	48	32	39	37	49	32	38
3	30	23	29	21	28	24	28	17	31	22	29	24	24	21	23	19
4	11	5	7	5	12	4	8	5	9	6	6	4	6	6	4	5
Tested	128,830	316	124,763	318	65,790	162	64,094	152	63,040	154	60,669	166	91,330	285	88,378	291

English Language Arts – 8th grade

Level	State 05-06	APMS 05-06	State 06-07	APMS 06-07	State Males 05-06	APMS Males 05-06	State Males 06-07	APMS Males 06-07	State Females 05-06	APMS Females 05-06	State Females 06-07	APMS Females 06-07	State White 05-06	APMS White 05-06	State White 06-07	APMS White 06-07
1	10	8	18	18	7	6	14	12	13	10	23	24	12	8	22	19
2	59	62	53	61	56	61	51	62	63	63	55	59	64	63	56	61
3	21	21	19	18	23	21	22	20	18	21	16	16	17	20	15	18
4	10	9	9	3	13	12	13	5	6	6	6	1	7	9	6	3
Tested	129,900	276	126,169	314	65,707	139	64,063	157	63,293	137	62,106	157	92,623	257	90,687	280

Reading – 8th grade

Level	State 05-06	APMS 05-06	State 06-07	APMS 06-07	State Males 05-06	APMS Males 05-06	State Males 06-07	APMS Males 06-07	State Females 05-06	APMS Females 05-06	State Females 06-07	APMS Females 06-07	State White 05-06	APMS White 05-06	State White 06-07	APMS White 06-07
1	19	21	33	32	17	17	28	29	22	26	38	36	23	21	39	33
2	54	55	43	52	52	58	42	52	56	52	43	51	56	55	43	51
3	16	16	15	12	17	14	17	12	14	18	13	11	13	16	12	11
4	12	8	10	4	15	12	13	7	8	5	6	1	8	8	7	4
Tested	129,510	276	126,689	314	66,060	139	64,379	157	63,450	137	62,310	157	92,752	257	90,849	280

Writing – 8th grade

Level	State 05-06	APMS 05-06	State 06-07	APMS 06-07	State Males 05-06	APMS Males 05-06	State Males 06-07	APMS Males 06-07	State Females 05-06	APMS Females 05-06	State Females 06-07	APMS Females 06-07	State White 05-06	APMS White 05-06	State White 06-07	APMS White 06-07
	8	5	5	3	5	1	3	0	11	8	8	6	9	4	6	3
2	57	58	62	68	51	53	56	64	63	64	67	73	61	60	67	70
3	28	30	20	20	33	37	24	24	22	23	17	17	24	28	18	18
4	8	7	13	8	11	9	17	13	4	5	8	4	6	8	9	9
Tested	129,053	276	126,220	314	65,740	139	64,094	157	63,313	137	62,126	157	92,637	257	90,705	280

Mathematics - 8th grade

Level	State 05-06	APMS 05-06	State 06-07	APMS 06-07	State Males 05-06	APMS Males 05-06	State Males 06-07	APMS Males 06-07	State Females 05-06	APMS Females 05-06	State Females 06-07	APMS Females 06-07	State White 05-06	APMS White 05-06	State White 06-07	APMS White 06-07
1	31	32	29	23	32	35	30	23	29	28	27	24	37	32	35	24
2	33	35	39	51	32	34	38	50	34	36	41	52	35	35	41	51
3	23	20	25	22	22	17	25	23	24	23	25	20	19	20	20	21
4	14	13	7	3	15	14	7	4	13	12	6	3	9	13	4	4
Tested	129,646	276	126,803	315	66,086	139	64,546	158	63,560	137	62,257	157	92,902	257	90,945	281

Science – 8th grade

Level	State 05-06	APMS 05-06	State 06-07	APMS 06-07	State Males 05-06	APMS Males 05-06	State Males 06-07	APMS Males 06-07	State Females 05-06	APMS Females 05-06	State Females 06-07	APMS Females 06-07	State White 05-06	APMS White 05-06	State White 06-07	APMS White 06-07
1	33	34	32	27	35	37	33	28	30	31	31	25	40	35	39	28
2	44	44	43	53	41	42	41	54	47	47	45	53	45	45	45	54
3	16	14	17	15	16	13	17	12	17	16	17	18	11	14	12	14
4	7	7	8	4	8	9	9	6	6	6	7	3	4	7	4	4
Tested	129,749	276	126,964	316	66,175	139	64,657	159	63,574	137	62,307	157	93,080	257	91,104	282

COURSES OFFERED AT THE MIDDLE SCHOOL

REQUIRED	EXPLORATORY
English	Art
Mathematics	Band
Physical Education	Computers
Science	Industrial Arts
Social Studies	World Languages (French and Spanish)
	Health (7 th grade)
	Healthy Living (6 th grade only)
	Respect & Responsibility (8 th grade only)

COMMUNICATION

SCHOOL WEBSITE

www.apps.k12.mi.us/ms

MICHAEL S. DAWSON, PRINCIPAL

mike.dawson@apps.k12.mi.us

MARK LOWE, ASSISTANT PRINCIPAL

mark.lowe@apps.k12.mi.us

Michael S. Dawson, Principal	827-2200
Mark Lowe, Asst. Principal/Athletic Director	827-2250
Jane Beier, Counselor	827-2200
Bob Curry, Counselor	827-2200
Attendance Office	827-2250
General Information, Contact Teachers	827-2200

To contact other District offices:

John Sturock, Ed.D., Superintendent	827-2150
Mark Greathead, Director of Personnel and Employee Services	827-2105
William Holdsworth, Director of Curriculum and Technology	827-2160
Deborah Lee, Director of Finance	827-2175
Karen Howey, Director of Special Education	827-2180
Tanya Duffy, Director of Community Services	827-2660
Lee Anzicek, Director of Transportation/Maintenance	827-2050
Karen Guobis, Director of Food Services	827-2185
Allen Park High School	827-1200
Allen Park High School Counseling Office	827-1236
High School Athletic Office	827-1234
Arno Elementary School	827-1050
Bennie Elementary School	827-1300
Lindemann Elementary School	827-1150

ADMINISTRATION

Michael S. Dawson, Principal
Mark Lowe, Assistant Principal/Athletic Director

SUPPORT STAFF

Laura Scaggs, Secretary
Catherine Woloszyk, Secretary
Jane Beier, Counselor
Robert Curry, Counselor
Debra Hoffman, Psychologist
Lesli Sutherland, Hearing Specialist
Aaron Hardy-Smith, Speech Therapist

Leslie Carbonaro, Paraprofessional
Joseph Galea, ISS Supervisor
Lou Zelinske, Custodian
Laura Banks, Custodian
Cathy Klimek, Custodian
Janet King, Custodian

CAFETERIA STAFF

Catherine Anderson
Anne Graves
Donna Marra
Nadine Pardo
Doris Stanley

Mary DuChene
Barbara Krisko
Diana Menzer
Phyllis Rocheleau
Ruth Willoughby

CENTRAL OFFICE STAFF

John Sturock, Ed.D, Superintendent
Mark Greathead, Director of Personal and Employee Services
William Holdsworth, Director of Curriculum and Technology
Karen Howey, Director of Special Education
Deborah Lee, Director of Finance
Karen Guobis, Director of Food Services
Lee Anzicek, Director of Transportation/Maintenance

BOARD OF EDUCATION

Frank Liberati, President
Guy DesJardins, Vice President of Human Resources
Margaret Marten, Vice President of Teaching and Learning
Michael Bazzana, Vice President of Operations
Rick Moynihan, Vice President of Extra-Curricular Issues
Fran Babbage, Treasurer
Gordon Miller, Secretary

POLICY OF COMPLIANCE WITH FEDERAL LAW

It is the policy of the Allen Park School District that no person shall, on the basis of race, color, national origin, sex, age, or handicap, be excluded from participation in, be denied the benefits of, or be subjected to discrimination during any program or activity or in employment.
